

# CITY OF DORAL



**FLORIDA**



## **POPULAR ANNUAL FINANCIAL REPORT**

FISCAL YEAR SEPTEMBER 30, 2019



This page was intentionally left blank.

# TABLE OF CONTENTS

---


About This Report.....	4
Letter From The City Manager.....	5
Profile of the City.....	6
Community Profile.....	7
Community Profile.....	8
City Organizational Chart.....	9
Strategic Goals and Awards.....	10
Finance Awards and Certificates.....	11
Statement of Net Position.....	12
Statement of Activities.....	13
Governmental Funds.....	14
General Fund - Revenues.....	15
General Fund - Expenditures.....	16
Summary of Capital Assets.....	17
Debt Structure.....	18
Park Bond Projects.....	19



## ABOUT THIS REPORT

The financial information presented in the Popular Annual Financial Report (PAFR) of the City of Doral is published in order to increase public awareness and provide a more user-friendly presentation of the City's financial position. This includes a review of sources of revenue and uses of expenditures, as well as economic information about the community and a highlight of fiscal spending for the City for the current fiscal year 2019.

The PAFR summarizes and condenses the financial activities of the City of Doral's governmental and business-type activities and derives its information from the City's Comprehensive Annual Financial Report (CAFR) for the Fiscal Year Ended September 30, 2019. The CAFR is prepared in conformance with accounting principles generally accepted in the United States (GAAP) and it also includes financial statements audited by Garcia, Espinosa, Miyares, Rodriguez, Trueba & Co. LLP.



Please note that the financial data in this report is un-audited and presented on a non-GAAP basis. This means that it contains condensed financial information and does not provide all of the necessary financial statements and note disclosures required by GAAP for governmental entities. The GAAP basis presentation in the CAFR includes the presentation of individual funds, as well as full disclosure of all material events, financial and non-financial, in notes to the financial statements. We invite you to access the City's audited CAFR online presented on a GAAP basis with more detailed information on the City's finances. Both the PAFR and the CAFR are available online at <https://www.cityofdoral.com/all-departments/finance/>.

# LETTER FROM THE CITY MANAGER

---



To the Citizens of the City of Doral:

The Mayor and City Council are pleased to present herein the City's Popular Annual Financial Report (PAFR) for the Fiscal Year ending September 30, 2019. The PAFR provides our citizens with a snapshot of the City's financial condition in a user-friendly manner and helps demonstrate why the City of Doral is such a great place to "Live, Work, Learn and Play." The financial information presented here is derived from the City's 2019 Comprehensive Annual Financial Report (CAFR). The CAFR provides complete financial disclosure and may be viewed and downloaded by accessing the City's website at [www.cityofdoral.com](http://www.cityofdoral.com).

There is no surprise that our population has grown by 77% in the last eight years, when considering Doral's ideal location. Recognized as an epicenter of international trade and commerce, Doral is well known as an excellent place to do business. BusinessWeek once named Doral the best city in Florida for business start-ups. With a business district among the most vibrant in South Florida, and the Miami Free Zone offering duty-free warehouse space that attracts international trade, it's no wonder that Doral's economy represents many different sectors including logistics, health and hospitality, flower imports, and the number one tile district in the country.

Since the City's incorporation, City leadership has envisioned world-class parks with many amenities that would be multi-generational, multi-purpose, and multi-seasonal. Recognizing that the City would continue to grow overtime, the goal is to have a park within a short walking distance from most residences that serves the recreational needs of residents of all ages, interests, and capabilities. On November 6, 2018 the Doral Parks for Tomorrow Bond was put to a vote and passed. Since voting in favor of the Park Bond, your City Council and City Staff are fast at work to provide the quality parks desired. Park projects and improvements funded by this bond include green spaces, nature areas, sports fields, play areas, infrastructure, aquatics facility, community center, cultural amenities, walking/biking trails, specialty recreation areas, and safety features.

The City of Doral is committed to its mission "To serve our community by relentlessly pursuing the highest quality of life through the delivery of efficient, sustainable, transparent, ethical and accountable government". I would like to give thanks to the Finance staff, all City Departments and the City's Auditors, which helped provide necessary information in creating the City's Popular Annual Financial Report.

Respectfully yours,

A handwritten signature in black ink that reads "Albert P. Childress". The signature is written in a fluid, cursive style.

Albert P. Childress  
City Manager

# PROFILE OF THE CITY

---

The City of Doral incorporated on January 28, 2003, is one of thirty-four municipalities in Miami-Dade County, Florida. Conveniently located just one mile from Miami International Airport and twelve miles from Downtown Miami, our City is home to approximately 70,420 residents and regularly hosts in excess of 100,000 people who work within the City. The City of Doral occupies a land area of 15 square miles bordered on the west by the Ronald Reagan Turnpike, to the north by the Town of Medley, to the east by the Palmetto Expressway and to the South by the City of Sweetwater.

The City of Doral has operated under the Mayor-Council-Manager form of government since incorporation. Policymaking and legislative authority are vested in a governing council consisting of the mayor and four other council members. The Council, which is elected at large, is responsible among other things, for passing ordinances and resolutions, adopting the annual budget, appointing the City Manager, City Clerk and City Attorney. The City Manager is responsible for carrying out the policies and ordinances of the Council, for overseeing the daily operations of the government, and for appointing the heads of various departments.




**Juan Carlos Bermudez**  
Mayor



**Claudia Mariaca**  
Councilwoman



**Christi Fraga**  
Vice Mayor



**Pete Cabrera**  
Councilman

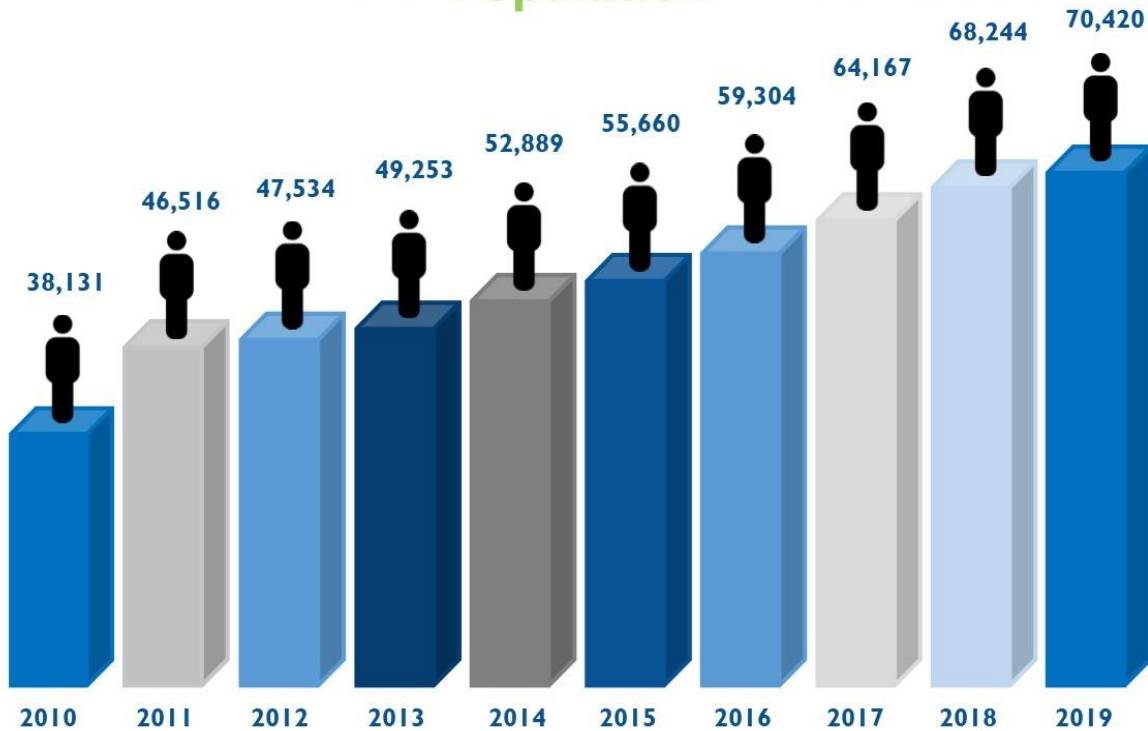


**Digna Cabral**  
Councilwoman

The City of Doral offers a wide range of services, including, police protection, public works maintenance, a full-service building department, planning and zoning, parks and recreation and stormwater services. Described as the premier place to live, work, play, and learn, our many assets provide for a superior quality of life in an urban center known for its commerce.

# COMMUNITY PROFILE

## Population



Source: City of Doral FY 2019 CAFR

## Median Family Income

**\$77,418**

## Unemployment Rate

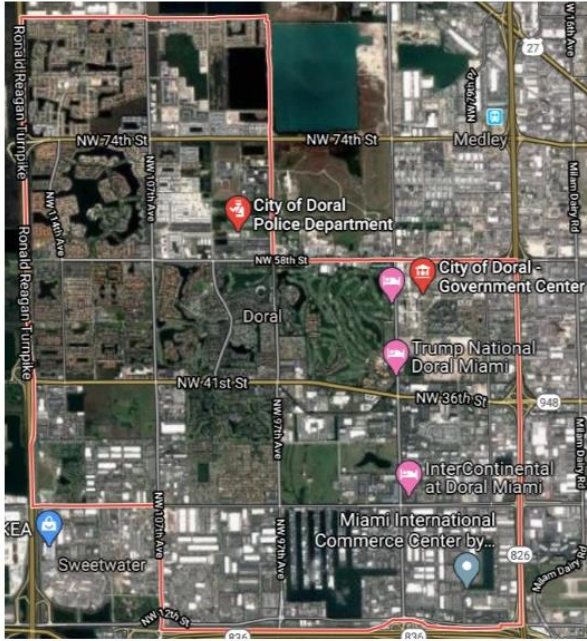
**2.9%**

## Education

- ⇒ Over 10 Public, Charter, and Private Schools with “A” Grade Status
- ⇒ Over 10 Colleges, Universities, and Technical Schools



# COMMUNITY PROFILE



## TOP EMPLOYERS

### Over 2,000

Carnival Cruise Lines

### 500 - 1,999

Univision Network LTD Partnership

Trump Endeavor 12 LLC

Leon Medical Center Inc

Miami Herald Media Company

Supreme International Corporation

### Under 500

Amadeus North America LLC

Perry Ellis International Inc

Blue Cross and Blue Shield of Florida

Brinks Incorporated

## PUBLIC TRANSPORTATION & AREAS



17

Number of Trolleys



4

Number of Trolley Routes



165.89

Acres of Public Parks



25.2

Miles of Walking & Biking Trails

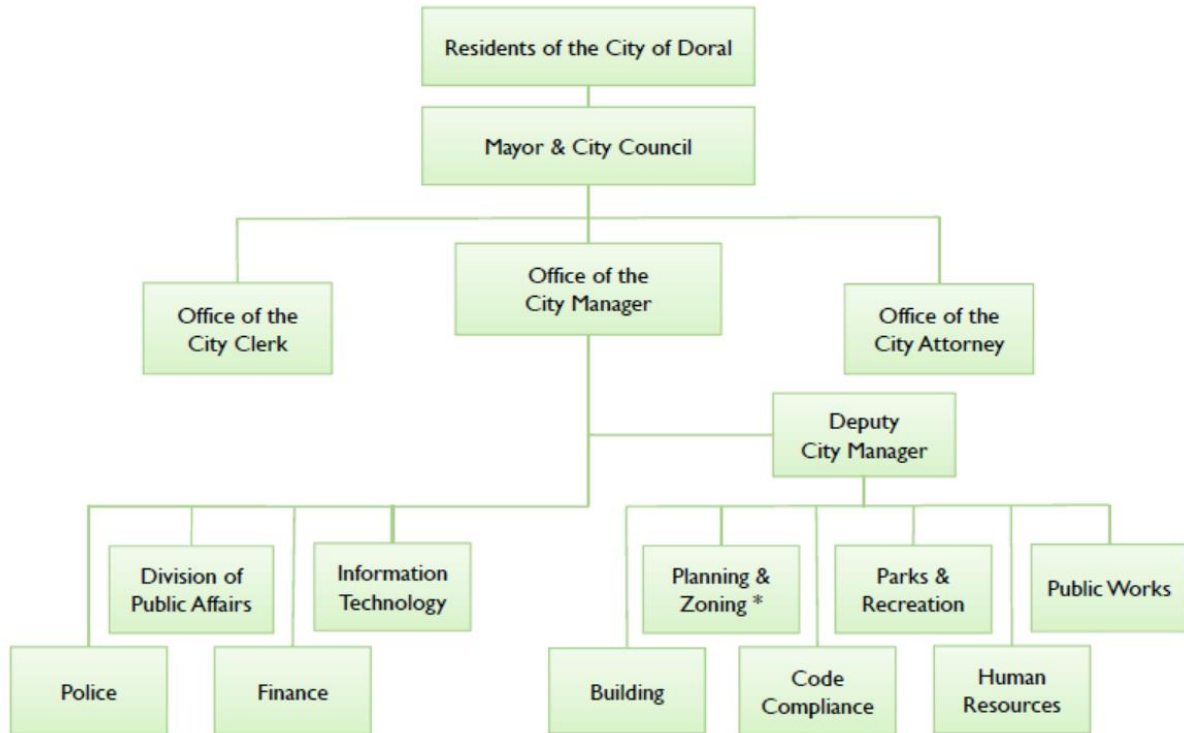


218

Miles of Streets



# CITY ORGANIZATIONAL CHART



\* Economic Development is now part of Planning & Zoning.



# STRATEGIC GOALS AND AWARDS

## Strategic Goals



### Sustainability

- Long term financial sustainability so that the City can reliably meet its obligations
- Organizational efficiency so that the City optimizes its resources
- Maintain a high quality of place
- Public safety as a priority, to provide a safer City to both businesses and residents.



### Communication

- Communication improvements internally and externally
- Further development of the infrastructure that is essential for Doral to operate as a smart City



### Capital

- Meeting the transportation demands and challenges
- Creating workforce housing to provide a competitive advantage for businesses to locate in Doral
- Landbanking to ensure the City has the public space to meet the needs of a growing population



## Accolades

- One of the fastest growing cities in United States (Source: 2014 Census)
- #1 Best place to invest in real estate in Florida - article from NerdWallet.
- Best City in Florida for Business Start-ups by BusinessWeek. Feb 2015
- Named #2 of America's Top 25 towns to live well for its cultural amenities, pro-business environments, and highly educated workforce by Forbes.com.
- ISO 37120 Platinum certified by World Council on City Data- City of Doral became a Certified Smart City at the same level of Boston, San Francisco, Barcelona and Dubai.
- Awarded Playful City USA 2010-2014.
- Awarded Tree City USA 2008-2013.
- Recognized for Performance Management Success by ICMA Center for Performance Measures.
- City of Doral Ranks 51st in Top 100 Places to Live and Launch a Business in the United States by CNNMoney.com.
- Named the Third Best Place in the USA to Retire by US News & World Report.
- 96.4% of residents would recommend Doral as a place to live and work
- and 95.6% rated the quality of life as good/excellence.

## FINANCE AWARDS AND CERTIFICATES

---



The Governmental Finance Officers Association of the United States and Canada (GFOA) awarded a **Certificate of Achievement for Excellence in Financial Reporting** to the City for its Comprehensive Annual Financial Report for the fiscal year ended September 30, 2018. In order to be awarded a Certificate of Achievement; a government must publish an easily readable and efficiently organized Comprehensive Annual Financial Report. This report must satisfy both generally accepted accounting principles and applicable legal requirements. A Certificate of Achievement is valid for a period of one year only. We believe that our current report continues to conform to the Certificate of Achievement Program requirements, and we are submitting it to the GFOA to

determine its eligibility for another certificate.

---

The Government Finance Officers Association of the United States and Canada (GFOA) presented a **Distinguished Budget Presentation Award** to City of Doral, Florida for its annual budget for the fiscal year beginning October 1, 2018. In order to receive this award, a governmental unit must publish a budget document that meets program criteria as a policy document, as an operations guide, as a financial plan, and as a communications device. This award is valid for a period of one year only. We believe our current budget continues to conform to program requirements and has been submitted to the GFOA to determine its eligibility for another award.



The Government Finance Officers Association of the United States and Canada (GFOA) has given an **Award for Outstanding Achievement in Popular Annual Financial Reporting** to City of Doral, Florida for its Popular Annual Financial Report for the fiscal year ended September 30, 2018. The Award for Outstanding Achievement in Popular Annual Financial Reporting is a prestigious national award recognizing conformance with the highest standards for preparation of state and local government popular reports. In order to receive an Award for Outstanding Achievement in Popular Annual financial reporting, a government unit must publish a Popular Annual Financial Report, whose contents conform to program standards of creativity, presentation, understandability, and reader appeal. The Award for Outstanding Achievement in Popular Annual Reporting is valid for a period of one year only. We believe our current report continues to

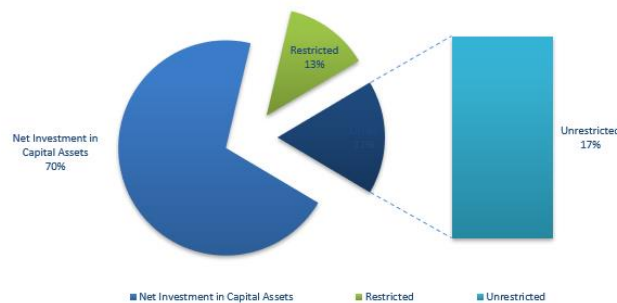
conform to the Popular Annual Financial Reporting requirements, and we are submitting it to GFOA.

# STATEMENT OF NET POSITION

The Government-wide Balance Sheet, known as the *Statement of Net Position*, presents information on all of the City's assets and liabilities, with the difference between the two reported as net position. Over time, increases or decreases in net position may serve as a useful indicator of whether the financial position of the City is improving or deteriorating. There was an increase of \$15.8 million in the City's net position over fiscal year 2018. The following financial summary is based upon a condensed summary of the City's net position for all governmental and business-type activities as of September 30, 2018 and 2019.

	Governmental Activities		Business-Type Activities		Total		Change
	2019	2018	2019	2018	2019	2018	
<b>Assets</b>							
Current assets	\$ 156,961,769	\$ 103,530,214	\$ 14,567,405	\$ 14,644,488	\$ 171,529,174	\$ 118,174,702	\$ 53,354,472
Capital assets	223,373,778	212,923,973	28,457,445	25,277,402	251,831,223	238,201,375	13,629,848
<b>Total Assets</b>	<b>380,335,547</b>	<b>316,454,187</b>	<b>43,024,850</b>	<b>39,921,890</b>	<b>423,360,397</b>	<b>356,376,077</b>	<b>66,984,320</b>
Deferred Outflows of Resources:							
Deferred Outflows of Resources	12,360,742	12,720,447	261,915	314,297	12,622,657	13,034,744	(412,087)
<b>Liabilities</b>							
Current liabilities	10,802,837	9,894,574	1,236,851	556,070	12,039,688	10,450,644	1,589,044
Long-term liabilities	89,524,816	39,536,666	5,067,677	5,540,959	94,592,493	45,077,625	49,514,868
<b>Total Liabilities</b>	<b>100,327,653</b>	<b>49,431,240</b>	<b>6,304,528</b>	<b>6,097,029</b>	<b>106,632,181</b>	<b>55,528,269</b>	<b>51,103,912</b>
Deferred Inflows of Resources:							
Deferred Inflows of Resources	2,487,810	2,845,716	-	-	2,487,810	2,845,716	(357,906)
<b>Net Position</b>							
Net Investment in Capital Assets	206,247,318	199,225,439	23,178,401	19,593,451	229,425,719	218,818,890	10,606,829
Restricted	27,925,251	24,949,858	13,803,836	14,545,707	41,729,087	39,495,565	2,233,522
Unrestricted	55,708,257	52,722,381	-	-	55,708,257	52,722,381	2,985,876
<b>Total Net Position</b>	<b>\$ 289,880,826</b>	<b>\$ 276,897,678</b>	<b>\$ 36,982,237</b>	<b>\$ 34,139,158</b>	<b>\$ 326,863,063</b>	<b>\$ 311,036,836</b>	<b>\$ 15,826,227</b>

Net Position



**Net Investment in Capital Assets** - This represents the City's investment in its capital assets, less accumulated depreciation, and any related outstanding debt attributable. The resources needed to repay this debt must be provided by other sources, since the capital assets cannot be used to liquidate these liabilities.

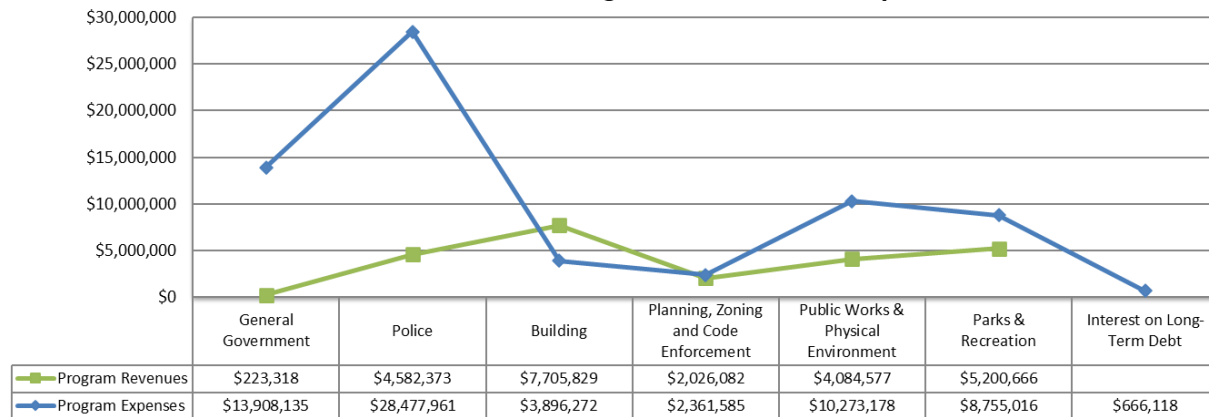
**Restricted Net Position** - Resources whose use is subject to externally imposed restrictions. The City has resources set aside for debt service, capital projects, and specific projects and programs established by the City Council.

**Unrestricted Net Position** - These are resources that are accessible to the City to provide services to the residents if there were no additional revenues or resources available.

# STATEMENT OF ACTIVITIES

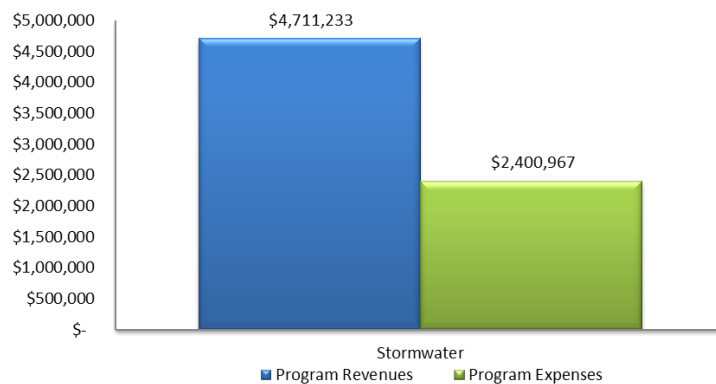
The Government-wide Income Statement is known as the *Statement of Activities*, which provides a report on the money received (revenues) and spent (expenses) by the City during the fiscal year. The following graphs show a summary of revenues and expenses for Governmental and Business-type activities as they relate to the program category in which the funds were collected or expended. Governmental activities reflect the City's basic services, including general government, police, public works and physical environment, planning, zoning, and code enforcement, building, and parks and recreation. Business-type activities are comprised of Stormwater (wastewater) utilities.

**Governmental Activities-Program Revenues and Expenses**



Governmental activities increased the City's net position by \$13 million during the current fiscal year. Charges for services accounted for 27% of total governmental revenues. An increase of \$3.2 million over prior year, attributable to an increase of \$2 million in park impact fees. As well as, an increase in police services of approximately \$1 million, due to a new State of Florida mandate for School Resource Officers which are funded by private and public schools. Total governmental program expenses totaled \$68.3 million with Police program expenses representing 41.7% of the total. The increase of \$4.4 million in Police program expenses is primarily attributable to increases in personnel and related operating expenditures.

**Business-Type Activities - Program Revenues and Expenses**

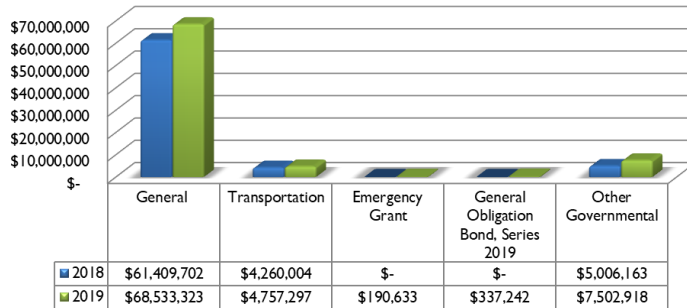


Business-type funds are used to report any activity for which a fee is charged to users for goods and services to recover the cost of the service provided. The net position in business-type activities increased to \$36.9 million when compared to the \$34.1 million from the last fiscal year. Overall, this is a result of revenues continuing to exceed expenditures.

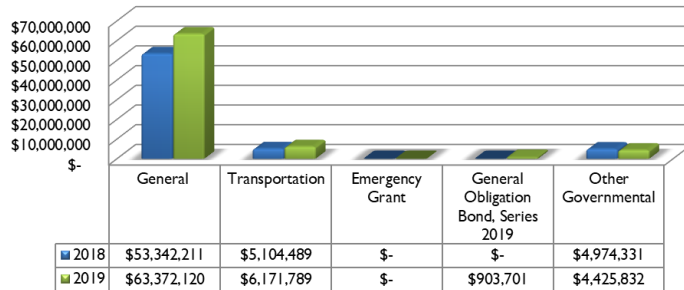
# GOVERNMENTAL FUNDS

The City maintains many individual governmental funds. Governmental funds are used to account for essentially the same functions reported as governmental activities in the government-wide financial statements. However, unlike the government-wide financial statements, governmental fund financial statements focus on near-term inflows and outflows of spendable resources, as well as on balances of spendable resources available at the end of the fiscal year.

Revenues by Major Governmental Fund



Expenditures by Major Governmental Fund



**Fund Balance:** Represents the difference between the assets and liabilities in a governmental fund.

**Unassigned Fund Balance:** Is the residual classification for the government’s general fund and includes all spendable amounts not contained in the other classifications.

**Committed Fund Balance:** Is the portion of fund balance that represents resources whose use is constrained by limitations that the government imposes on itself.

The General Fund balance increased from \$71.9 million at the end of 2018, to \$75.8 million at the end of the current fiscal year. Of that amount, \$68.6 million constitutes *unassigned fund* balance, which is available for spending at the City’s discretion; \$7.2 million, is *committed* for various projects such as the construction of a pedestrian bridge over Doral Blvd., a ramp as part of the Florida’s Turnpike widening project, park improvements, installation of license plate readers, implementation of a permitting system and fleet purchases.

The change in Transportation Fund balance was a decrease of \$1.4 million. The general fund did not contribute to the transportation fund in the current fiscal year. While revenues increased by \$497 thousand mainly due to increases in impact fees and investment and interest incomes, expenditures in the fund exceeded revenues. Currently, there are various ongoing roadway improvement projects, which were funded from the fund’s reserve.



# GENERAL FUND - REVENUES

The General Fund is the primary operating fund of the City. It is used to account for all financial resources except for those required to be accounted for in another fund. It is useful to analyze as it reflects revenues and expenditures available for general use. The general fund is where the most significant revenue source (property taxes) and a majority of the City's expenditures are accounted for, including public safety (police) and City administration.

The majority of services are financed through shared state sales tax, local utility tax, property tax and direct charges for services. Compared to previous year, FY 2019 total general fund revenues increased by \$7.1 million. The largest revenue source for the City is property taxes, which make up for 35% of general fund revenues. The second and third largest revenue sources are licenses, permits and fines (16%) and utility taxes (15%), respectively.

**Property Taxes:** An Ad Valorem tax levied on the assessed value (net of any exemptions) of real personal property within the City.

**Utility Taxes:** A tax on purchases within the City for electricity, metered natural gas, manufactured gas and water service.

**Franchise Fees:** Fees charged for the ability to operate businesses such as electricity and waste disposal services within the City limits.

**Intergovernmental:** The combined resources received from other governments in the form of state shared revenue.

**Licenses, Permits, and Fines:** Revenues received for business taxes, building and planning permits, and code fines.

**Communication Service Tax:** A tax on telephone and cable television received from state shared revenue.

**Charges for Services:** The combined resources of various departments for fees paid by the public such as, recreation fees.

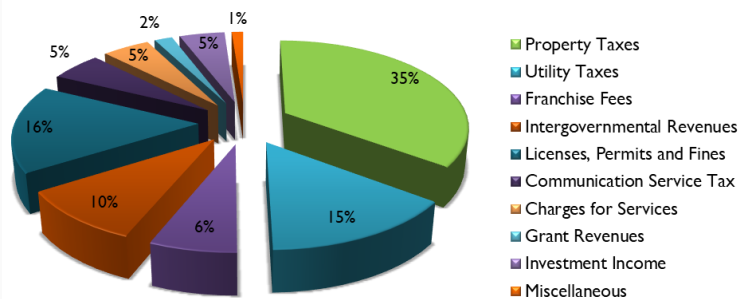
**Grants:** Operating and capital grants and contributions received from other entities.

**Investment Income:** Interest earned on investments, such as treasuries, and federal agencies as allowed by state statutes and city policy.

**Miscellaneous:** Revenues received that do not fall into the above designated categories, such as insurance proceeds.

## Where the Money Comes From (Revenue/Resources)

2019 General Fund Revenues (by source)



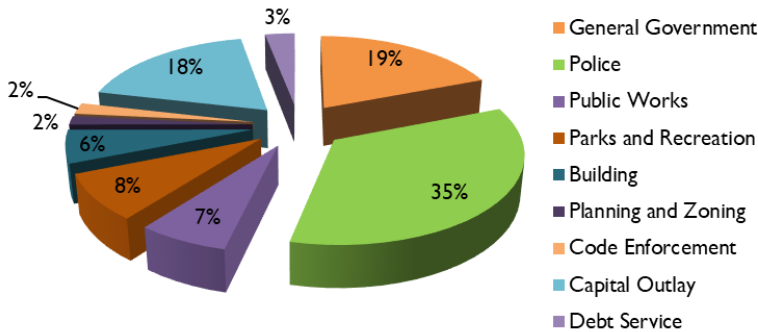
General Fund Revenues (by Source)	2018	2019
Property Taxes	\$ 21,899,811	\$ 24,110,426
Utility Taxes	\$ 9,507,908	\$ 10,005,941
Franchise Fees	\$ 4,875,966	\$ 4,425,735
Intergovernmental Revenues	\$ 6,190,448	\$ 6,725,116
Licenses, Permits and Fines	\$ 11,242,777	\$ 11,070,109
Communication Service Tax	\$ 4,162,963	\$ 3,630,992
Charges for Services	\$ 2,376,864	\$ 3,317,055
Grant Revenues	\$ 42,500	\$ 1,254,898
Investment Income	\$ 564,851	\$ 3,189,225
Miscellaneous	\$ 545,614	\$ 803,826
<b>Total General Fund Revenues</b>	<b>\$ 61,409,702</b>	<b>\$ 68,533,323</b>

# GENERAL FUND - EXPENDITURES

Compared to previous year General fund expenditures increased by \$10 million. The largest General fund expenditures were for police services, which makes up for 35%, and general government for 19% of total General fund expenditures.

## Where the Money Goes (Expenditures/Services)

2019 General Fund Expenditures (by function)



General Fund Expenses (by Function)	2018	2019
General Government	\$ 11,435,676	\$ 12,136,420
Police	\$ 19,781,681	\$ 21,882,561
Public Works	\$ 4,105,450	\$ 4,317,503
Parks and Recreation	\$ 5,203,301	\$ 5,357,187
Building	\$ 3,673,008	\$ 3,814,050
Planning and Zoning	\$ 791,404	\$ 1,010,329
Code Enforcement	\$ 1,282,484	\$ 1,302,981
Capital Outlay	\$ 5,133,430	\$ 11,630,049
Debt Service	\$ 1,935,777	\$ 1,921,040
<b>General Fund Total Expenses</b>	<b>\$ 53,342,211</b>	<b>\$ 63,372,120</b>

**General Government:** Financial and Administrative services provided for the benefit of the public and the governmental body as a whole.

**Police:** Expenditures associated with services provided by the City for the safety and security of the public.

**Public Works:** Expenditures reflecting costs associated with maintaining public infrastructure such as City roads, medians, and City facilities.

**Parks and Recreations:** Reflects the expenses associated with services that enhance the culture of the community, such as recreation, sports, fitness, and special events.

**Building, Planning & Zoning, and Code Enforcement:** These categories include costs associated with services provided for building safety, code compliance and planning functions.

**Capital Outlay:** Expenditures associated with acquiring, maintaining, repairing or upgrading capital assets such as, machinery, facilities and land.

**Debt Service:** Expenditures to pay the principal and interest payments related to the City's long-term debt.

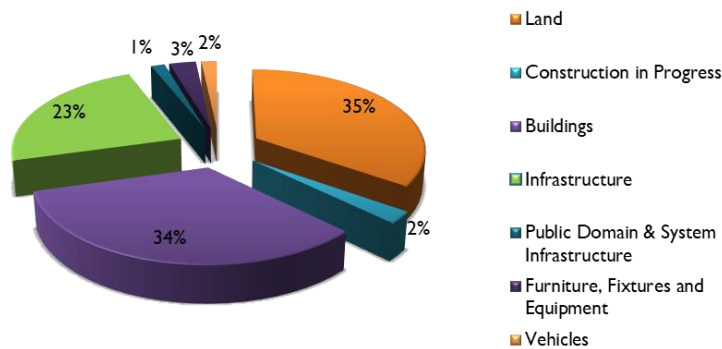




# SUMMARY OF CAPITAL ASSETS

Capital Assets are defined as land, building, improvements, equipment, and infrastructure owned by the City and purchased by each department as needed. For the current fiscal year, the City’s capital assets for governmental activities, net of accumulated depreciation were \$223.3 million. The capital assets for business-type activities, net of accumulated depreciation was \$28.4 million. Below is a summary of the total dollar amount held by the City, as of September 30, 2019:

2019 Capital Assets - Governmental Activities



Governmental Activities (Net)		
Capital Asset	2018	2019
Land	\$ 77,605,960	\$ 77,605,960
Construction in Progress	\$ 10,375,326	\$ 5,353,823
Buildings	\$ 62,252,459	\$ 74,793,604
Infrastructure	\$ 48,265,066	\$ 52,053,490
Public Domain & System Infrastructure	\$ 3,658,936	\$ 3,299,239
Furniture, Fixtures and Equipment	\$ 7,431,762	\$ 6,475,460
Vehicles	\$ 3,334,464	\$ 3,792,202
<b>Totals</b>	<b>\$ 212,923,973</b>	<b>\$ 223,373,778</b>

Business-Type Activities (Net)		
Capital Asset	2018	2019
Construction in Progress	\$ 1,918,302	\$ 4,099,267
Infrastructure - Stormwater Imp.	\$ 23,342,923	\$ 24,298,797
Furniture, Fixtures and Equipment	\$ 1,211	\$ 48,795
Vehicles	\$ 14,966	\$ 10,586
<b>Totals</b>	<b>\$ 25,277,402</b>	<b>\$ 28,457,445</b>

**Land:** Represents total dollar amount in land purchased and owned by the City of Doral for government use.

**Infrastructure:** Includes the cost of all roads, bridges, medians, drainage systems, water and sewer systems, and other permanent improvements that add value to the land.

**Buildings:** The amount listed is the cost of permanent structures such as City Hall, Police and Public Works buildings.

**Furniture, Fixtures and Equipment:** Includes the cost of all machinery office furniture, IT devices, etc.

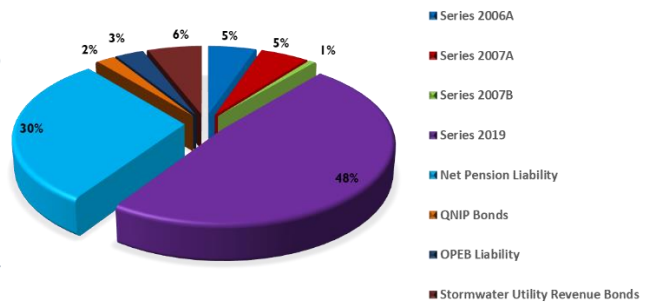
**Public Domain and System Infrastructure:** The cost of all IT system equipment.

## Capital Asset Highlights

- Public Works improvement of streets
- Information Technology upgrades and improvement to City’s systems
- Park improvements and construction of Doral Glades Park
- Additions to the City’s fleet of vehicles

# DEBT STRUCTURE

The City's current Standard & Poor's bond rating is AA. As of September 30, 2019, the City's debt for Governmental activity totaled approximately \$89.9 million, excluding compensated absences. This represents a \$50.4 million increase over the last year's total debt of \$39.5 million. The increase is attributable to the issuance on April 10, 2019 of General Obligation Bonds with a par value of \$45.1 million and a premium of \$2 million. In addition, the net pension liability increased by \$4 million and the OPEB liability increased by \$686 thousand.



The table below represents the City's annual financial obligations for the years ended September 30, 2018 and 2019:

	Series 2006A	Series 2007A	Series 2007B	Series 2019	QNIP Bonds	Stormwater Utility Revenue Bonds
■ 2018	\$501,117	\$501,022	\$61,740	\$-	\$248,870	\$442,306
■ 2019	\$522,705	\$522,761	\$65,451	\$-	\$258,505	\$457,289

The following is a summary of changes in long-term liabilities of the City for the year ended September 30, 2019:

Governmental Activities	Beginning	Additions	Reductions	Ending	Due within One Year
<b>Capital Improvement Revenue Bonds:</b>					
Series 2006A	\$ 5,415,936	\$ -	\$ (522,705)	\$ 4,893,231	\$ 545,223
Series 2007A	\$ 5,423,174	\$ -	\$ (522,761)	\$ 4,900,413	\$ 545,443
Series 2007B	\$ 725,784	\$ -	\$ (65,451)	\$ 660,333	\$ 69,385
Total Bonds	\$ 11,564,894	\$ -	\$ (1,110,917)	\$ 10,453,977	\$ 1,160,051
<b>General Obligation Bonds:</b>					
Series 2019	\$ -	\$ 45,100,000	\$ -	\$ 45,100,000	\$ 650,000
Plus: premium on bonds issued	\$ -	\$ 1,958,481	\$ (23,315)	\$ 1,935,166	\$ -
Total Bonds	\$ -	\$ 47,058,481	\$ (23,315)	\$ 47,035,166	\$ 650,000
<b>Other Liabilities:</b>					
Net Pension Liability	\$ 23,578,680	\$ 7,357,045	\$ (3,328,215)	\$ 27,607,510	\$ -
QNIP Bonds	\$ 2,133,640	\$ -	\$ (258,505)	\$ 1,875,135	\$ 268,550
OPEB Liability	\$ 2,199,805	\$ 685,502	\$ -	\$ 2,885,307	\$ -
Compensated Absences	\$ 1,679,069	\$ 2,400,885	\$ (2,083,632)	\$ 1,996,322	\$ 250,000
Total Other Liabilities	\$ 29,591,194	\$ 10,443,432	\$ (5,670,352)	\$ 34,364,274	\$ 518,550
<b>Governmental Activities long-term liabilities</b>	<b>\$ 41,156,088</b>	<b>\$ 57,501,913</b>	<b>\$ (6,804,584)</b>	<b>\$ 91,853,417</b>	<b>\$ 2,328,601</b>

Business-type Activities	Beginning	Additions	Reductions	Ending	Due within One Year
Stormwater Utility Revenue Bonds	\$ 5,998,248	\$ -	\$ (457,289)	\$ 5,540,959	\$ 473,282
<b>Business-type Activities long-term liabilities</b>	<b>\$ 5,998,248</b>	<b>\$ -</b>	<b>\$ (457,289)</b>	<b>\$ 5,540,959</b>	<b>\$ 473,282</b>

# PARK BOND PROJECTS



On November 6, 2018, Doral residents voted YES on the General Obligation Parks Bond for \$150 million that would help fund the construction of future Doral park projects. This bond will help provide the residents of Doral with access to numerous new recreation and leisure opportunities city-wide.



Parks projects and improvements include: green spaces, nature areas, sports fields, play areas, infrastructure, aquatics facility, community center, cultural amenities, walking/biking trails, specialty recreation areas, and safety features.



# CITY OF DORAL DIRECTORY

---

## **CITY OF DORAL CITY HALL**

8401 NW 53 TERRACE  
DORAL, FL 33166  
TEL: 305-593-6725

### **1<sup>ST</sup> FLOOR**

OFFICE OF THE CITY CLERK  
INFORMATION TECHNOLOGY DEPARTMENT  
PARKS & RECREATION DEPARTMENT

### **2<sup>ND</sup> FLOOR**

BUILDING DEPARTMENT  
CODE COMPLIANCE DEPARTMENT  
PLANNING & ZONING DEPARTMENT  
ECONOMIC DEVELOPMENT DIVISION  
PUBLIC WORKS DEPARTMENT

### **3<sup>RD</sup> FLOOR**

CITY MAYOR & COUNCIL  
OFFICE OF THE CITY MANAGER  
OFFICE OF THE CITY ATTORNEY  
FINANCE DEPARTMENT  
HUMAN RESOURCES DEPARTMENT  
PUBLIC AFFAIRS DIVISION

### **POLICE DEPARTMENT**

6100 NW 99 AVENUE  
305-593-6740

### **INTERESTED IN MORE FINANCIAL INFORMATION?**

The information in this report is drawn from the City of Doral Comprehensive Annual Financial Report (CAFR) for the fiscal year ended September 30, 2019, which may be accessed at [www.cityofdoral.com](http://www.cityofdoral.com).

The City's financial statements are designed to provide Doral citizens, taxpayers, customers, investors, and creditors with a general overview of City finances and to demonstrate the City's accountability of the resources it receives and expends.